

HOW-TO

# How to Enable and Use Remote Desktop for Windows 10

By [Brian Burgess](#)

Last Updated on September 21, 2019


Protocol (RDP) has been a feature of Windows since the XP Pro days. Here's a look at using it in Windows 10 with the Remote Desktop app.



SHARE TWEET SHARE EMAIL

Remote Desktop Protocol (RDP) has been a feature of Windows since the XP Pro days. It makes it easy to connect from one PC or device to another to retrieve files or provide PC support.

ADVERTISEMENT



We use cookies for analytics, ads and session management. For more details, please read our [Privacy Policy](#) and [Terms of Service](#).

OK, GOT IT

connection. Some that come to mind are services such as [join.me](#), [TeamViewer](#), and [Chrome Remote Desktop](#) and are especially handy when connecting between different platforms. But if you're in a pure Windows environments, here's a look at how to enable the built-in RDP utility in Windows 10 which will allow you to connect to your Windows box remotely.

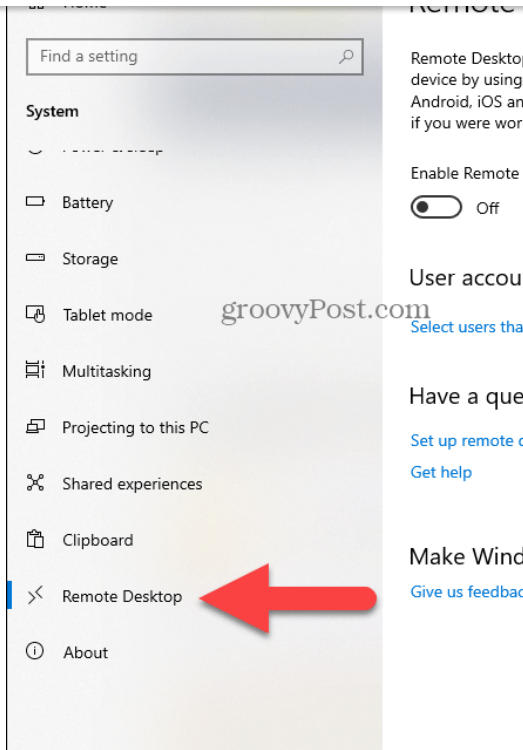
## Enable Remote Desktop for Windows 10 Pro

The Remote Desktop or RDP feature is disabled by default so you will need to enable it in the settings. There are several ways to do this, let's review the easiest.

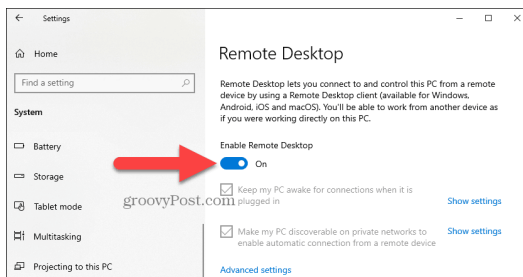
1. Open **Settings**
2. Click **System > Remote Desktop**

We use cookies for analytics, ads and session management. For more details, please read our [Privacy Policy](#) and [Terms of Service](#).

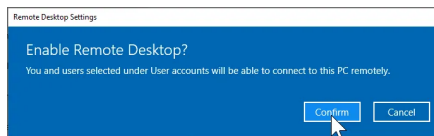
OK, GOT IT



3. Click the toggle **Enable Remote Desktop**



4. Click **Confirm** when prompted.

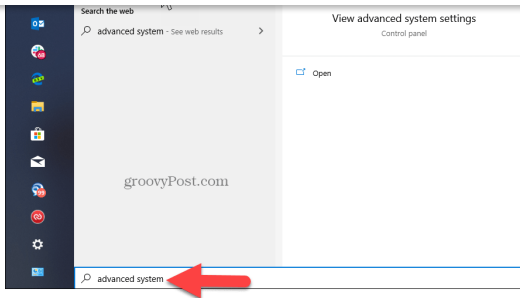


**Expert Note:**

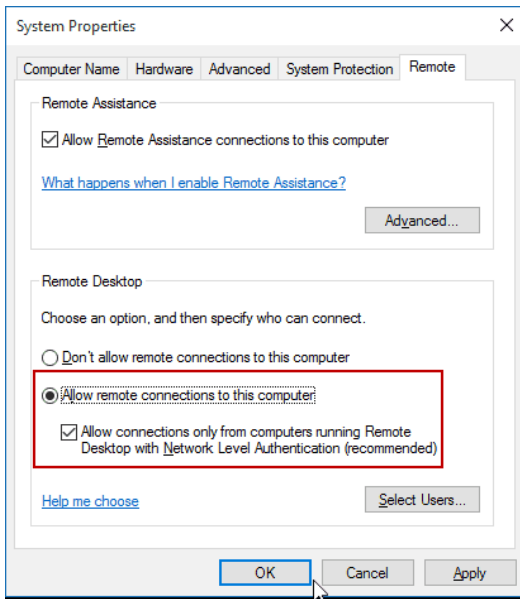
You can also enable Remote Desktop

We use cookies for analytics, ads and session management. For more details, please read our [Privacy Policy](#) and [Terms of Service](#).

OK, GOT IT



Click the **Remote** tab and select **Allow remote connections to this computer**. Keep the box checked for Network Level Authentication for better security. Also, note that you will need to enable incoming remote connections on the PC you're connecting.



## Remote Into Your PC

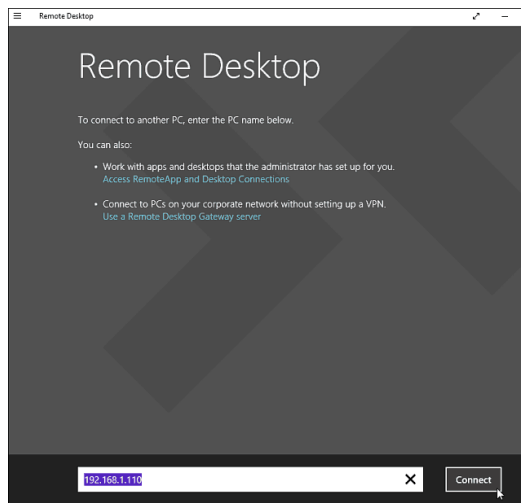
You have a couple of choices when it comes to how you remotely connect to the other computer. You can use the traditional desktop app or the Remote Desktop universal app. For this, I'm

We use cookies for analytics, ads and session management. For more details, please read our [Privacy Policy](#) and [Terms of Service](#).

OK, GOT IT

**Tip:** If you have a lot of PCs and devices on your home network, a useful free utility to use is **Advanced IP Scanner**.

Launch the app and type a name for the PC or device, its hostname or IP address, and select Connect.



Next enter the username and password used for the computer you're connecting into. Also, if you're going to remote into it often, check the box to remember your credentials.

We use cookies for analytics, ads and session management. For more details, please read our [Privacy Policy](#) and [Terms of Service](#).

OK, GOT IT

---

constantly nagging you.

There you have it. You can now start using the remote computer for configuration, remote support, or however you need to use it.

I should also mention that you can go to *Settings > connection settings* in the app and configure the appearance, devices, and make other adjustments that work for you.

We use cookies for analytics, ads and session management. For more details, please read our [Privacy Policy](#) and [Terms of Service](#).

OK, GOT IT

## More About Remote Desktop Connections

If you're running a previous version of Windows or looking to remote access your Windows PC from your smartphone or tablets, check out the articles linked below for more.

- [How to Enable Remote Desktop in Windows 7](#)
- [Make Remote Desktop Connections Work Faster](#)
- [Enable Remote Desktop for Windows 8](#)
- [Using the Windows Phone Remote Desktop App](#)
- [Remote Desktop Into Windows from a Mobile Device](#)

ADVERTISEMENT

We use cookies for analytics, ads and session management. For more details, please read our [Privacy Policy](#) and [Terms of Service](#).

OK, GOT IT

RELATED ITEMS: [MICROSOFT](#), [RDP](#), [WINDOWS 10](#)



SHARE

TWEET

SHARE

EMAIL

NEWS

# Star Wars: The Force Awakens Third Trailer Debuts

By [Brian Burgess](#)

Last Updated on January 17, 2019

Fans were waiting in anticipation tonight to see the third Star Wars: The Force Awakens trailer. It aired during Monday Night Football at halftime on ESPN.



SHARE

TWEET

SHARE

EMAIL

Star Wars fans were waiting in anticipation tonight to see the third trailer

We use cookies for analytics, ads and session management. For more details, please read our [Privacy Policy](#) and [Terms of Service](#).

OK, GOT IT



If you happened to miss it last night, we have it for you right here. Tickets are already available for pre-order on sites like **Fandango**. There's also been talk that you can call your local movie theater and try getting tickets directly.

**Star Wars the Force Awakens** will premiere nationwide on December 18<sup>th</sup>. But for now, you can enjoy the trailer below. And make sure to let us know what you think of it and if you're excited about the new movie.

ADVERTISEMENT

We use cookies for analytics, ads and session management. For more details, please read our **Privacy Policy** and **Terms of Service**.

OK, GOT IT



SUBSCRIBE

FEATURED

HOW TO

NEWS

REVIEWS



SHARE TWEET SHARE EMAIL

Copyright © 2007-2020 groovyPost™ LLC | All Rights Reserved

ABOUT SEARCH CONTACT PRIVACY POLICY  
TERMS OF SERVICE STAFF SUBSCRIBE  
DONATE

We use cookies for analytics, ads and session management. For more details, please read our [Privacy Policy](#) and [Terms of Service](#).

OK, GOT IT